



Van der Graaf  
Power Transmission Equipment



# TM400-60

**Drummotor**

**Product information**

[www.vandergraafpte.nl](http://www.vandergraafpte.nl)

# Selection table TM400-60

TYPE	Power (kW)	Beltspeed at 50 Hz (m/s) Beltpull (N)										Min. L (mm) Design A / B		Full load curr. at 400 V/50 Hz (A)	Weight L=650 (kg)	
		4,20 4975														
230	22,00	4,20 4975											700 (TB 750)	750 (TB 800)	39,0	283
230 Z		3,60 5805														
230 ZV		3,00 6965	2,60 8040	2,20 9500												
225	18,50	4,20 4180										700 (TB 750)	750 (TB 800)	32,5	283	
225 Z		3,60 4880	3,00 5885													
225 ZV		2,60 6760	2,20 7985													
220	15,00	4,60 3100	3,40 4190	3,00 4750	2,60 5480							650 (TB 700)	700 (TB 750)	26,0	273	
220 ZV		2,20 6475	1,80 7915	1,60 8905	1,30 10960											
415	11,00	4,10 2550	3,70 2825	2,70 3870	2,40 4355	2,10 4975						650	700	21,0	273	
415 Z		1,80 5805														
415 ZV		1,50 6965	1,30 8040	1,10 9500												
410	7,50	4,10 1740	3,70 1925	2,70 2640	2,30 3100	2,10 3395	1,70 4190	1,50 4750	1,30 5480			600	650	14,5	258	
410 ZV		1,10 6475	0,90 7915	0,80 8905	0,65 10960											
475	5,50	3,70 1410	2,70 1935	2,50 2090	2,30 2270	2,10 2485	1,70 3075	1,50 3485	1,30 4020	1,00 5225		600	650	12,0	253	
475 Z		0,90 5805														
475 ZV		0,80 6530	0,65 8040													
455	4,00	3,70 1025	2,70 1405	2,50 1520	2,30 1650	2,10 1805	1,70 2235	1,50 2535	1,30 2925	1,00 3800		600	650	9,5	248	
455 Z		0,90 4220	0,80 4750	0,65 5845												
655	4,00	1,50 2535										600	650	9,2	253	
655 ZV		0,60 6335	0,50 7600	0,45 8445												
640	3,00	1,70 1675	1,50 1900	1,10 2590	0,85 3355	0,65 4385						600	650	7,0	248	
640 Z		0,60 4750	0,50 5700													
640 ZV		0,45 6335														

Available standard facewidth's: 600 - 650 - 700 - 750 - 800 - 850 - 900 - 950 - 1000 - 1050 - 1100 - 1150 mm.






The total weight of a drummotor grows approx. 14 kg per 100 mm.

When an electro-mechanical brake is fitted, the minimum facewidth is increased by 150 mm.

When a backstop is fitted in a 2-pole drum motor, the minimum facewidth is increased by 50 mm.

Available torque Nm:  $(\text{Beltpull N} \times \text{Drum diameter m}) / 2$

# Options

	Specification	Standard	Optional
 <b>CONSTRUCTION</b>	Shafts and bolts	Mild steel	Stainless steel
	Endflanges	Cast iron	Stainless steel
	Shell	Mild steel	Stainless steel
	Junctionbox	Cast iron	Stainless steel
	Cable		Shielded or non-shielded
	Sealing mild steel	RB	HD, MFS
	Sealing stainless steel		RB, HD, MFS
 <b>SHELL</b>	Crowned	•	•
	Cylindrical		•
	Lagging, cold vulcanised		•
	Lagging, hot vulcanised		•
	Lagging, FDA approved		•
 <b>ELECTRO MOTOR</b>	Three-phase asynchronous	•	Other voltages and frequencies on request
	Power supply (P < 3 kW)	230/400 V - 50 Hz	Other voltages and frequencies on request
	Power supply (P ≥ 3 kW)	400/690 V - 50 Hz	•
	Twin drive (double power)		H
	Insulation class	F	Bi-metal or thermistor
	Thermal protection		
	Run by frequency inverter	•	
 <b>OTHER OPTIONS</b>	Food grade oil		•
	Backstop, mechanical		•
	Brake, electro mechanical		•
	Other facewidth's		•
	Special shaft dimensions		•
	Encoder or sensorbearing in drum motor		•
	Sensorbearing in tail drum		•
 <b>CERTIFICATES</b>	CE	•	•
	UL		•
	CSA		•
	ATEX zone 22, dust		•

## Our drummotors, an overview

Drummotor type	Drum diameter (mm)	Shaft diameter (mm)	Power (kW)	Speed (m/s)	Max. Beltpull (N)
TM80B20	80	20	0,07 - 0,12	0,11 - 1,15	598
TM100B25	100	25	0,08 - 0,37	0,007 - 3,60	1300
TM113B25	113	25	0,12 - 0,55	0,008 - 4,40	1150
TM127-25	127	25	0,25 - 1,10	0,016 - 2,60	4100
TM138-25	138	25	0,25 - 1,10	0,017 - 2,80	3800
TM160-25	160	25	0,25 - 0,75	0,31 - 3,30	1135
TM160-30	160	30	0,25 - 2,20	0,11 - 4,00	3000
TM215-30	215	30	0,25 - 2,20	0,27 - 5,30	1900
TM215-40	215	40	0,75 - 5,5	0,17 - 4,70	5115
TM215B50	215	50	1,5 - 7,0	0,18 - 0,62	11500
TM273-40	273	40	0,75 - 5,50	0,21 - 5,00	4355
TM315-40	315	40	0,75 - 5,50	0,40 - 5,20	4020
TM315-50	315	50	2,2 - 11,0	0,34 - 4,40	7125
TM315-60	315	60	3,0 - 11,0	0,22 - 1,40	12790
TM400-50	400	50	2,2 - 11,0	0,40 - 4,80	5700
TM400-60	400	60	3,0 - 22,0	0,45 - 4,20	10960
TM500-60	500	60	3,0 - 22,0	0,55 - 4,40	8905
TM500A75	500	75	15,0 - 30,0	1,00 - 3,20	14250
TM500A100	500	100	15,0 - 30,0	0,55 - 1,25	25300
TM620A75	620	75	15,0 - 30,0	1,25 - 3,90	11400
TM630A100	630	100	37,0 - 55,0	1,60 - 4,00	21970
TM800A100	800	100	37,0 - 55,0	2,00 - 5,10	17575
TM800A130	800	130	55,0 - 132,0	2,00 - 4,50	35625

### Contact us

Van der Graaf B.V.  
De Weijert 14  
8325 EM Vollenhove  
The Netherlands  
Tel.: 0031 527 241 441  
sales@vandergraafpte.nl

### Representatives

Check our website for your regional representative  
[www.vandergraafpte.nl](http://www.vandergraafpte.nl)